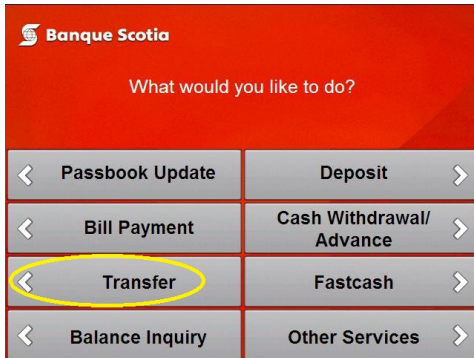


How to Transfer Funds at the ABM

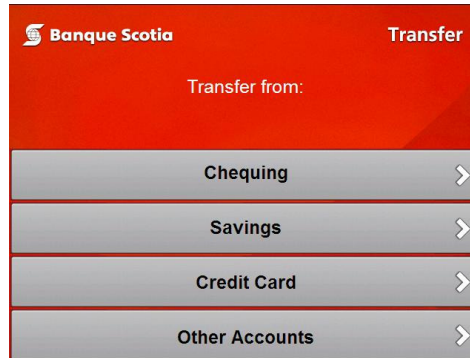
Step 1

After keying in your PIN number, select "Transfer" from the list.



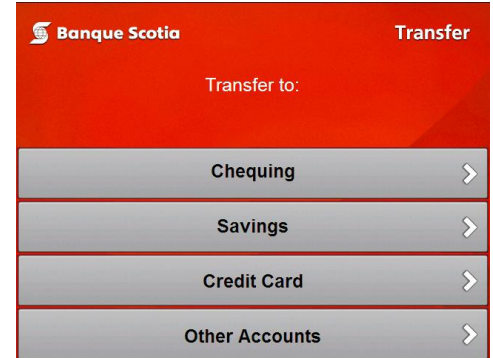
Step 2

Select the "From" account.



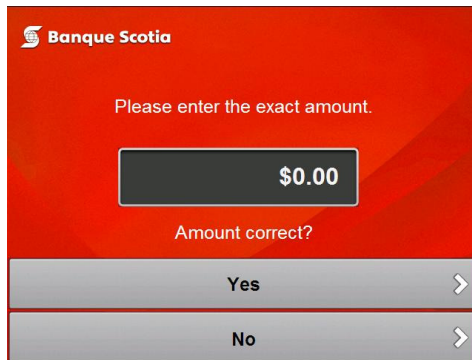
Step 3

Select the "To" account.



Step 4

Enter the dollar amount and select "Yes". Your transaction will take a few moments to process.



Step 5

Complete your transaction and take your receipt and ScotiaCard™.

